



**PRECISION MOVE**

**DORNER<sup>®</sup>**

*MOVE FAST. MOVE SMART.*

**PRECISION**  
**MOVE** 



**PRECISION TECHNOLOGY FOR THE 2200 AND 3200 SERIES**

Solutions that are Flexible, Easy to Select, Acquire, and Fastest to Implement

# PRECISION MOVE

Dorner has engineered precision belt and drive technology into the 2200 and 3200 Series conveyors. This offering is the ideal automation solution for product assembly, manufacturing, and packaging processes that require accurate alignment of time and distance.



2200 Series

## APPLICATIONS

- Machine Integration
- Robotic Pick-n-Place
- Precision Indexing
- Accurate Part Positioning
- Timed Conveying
- Vision Inspection
- Sheet or Wide Part Handling

## FEATURES

- Higher Load Capacity
- 12 Tooth T10 Profile
- Positive Drive No Slip Belting
- Thru Shaft Driven Gang Drives
- Slave Drive Multiple Conveyors
- Compatible with our Standard Drives
- Available with Servo Mounts & Motors

## SPECIFICATIONS

- Loads up to 200 lbs
- Belt Speeds up to 370 fpm
- Belts Widths : 1.75" to 24"
- Conveyor Lengths: 1.5' to 30'
- Conveyor Mechanical Accuracy +/- .02"
- Conveyor Package w/Servo Motor Index Accuracy +/- .04"



## PRECISION POCKETS

- Use Cleats to Create Pockets for Controlled Part Flow
- 3 Cleat Heights Available (20mm, 36mm or 52mm)

# DRIVE MULTIPLE CONVEYORS

## FEATURES

- Exact Speed Match Conveyors
- Create Several Product Lanes
- Parts can be Wider than Conveyor
- Conveyors can be Different Widths & Lengths



Common Drive (Fixed Width)

## MOVEABLE MID DRIVE

- Adjusts for Various Product Widths
- Locates Between Tails
- Frees up Ends of Conveyor



Gang Drive (Adjustable Width)

**Note:** Due to the wide variety of conveyor and stand options along with possible configurations, stability of the final setup is the responsibility of the end user.

## TIMING BELT

Whether your application is using timing belt technology for a component of a larger system or a complete solution, this offering provides the flexibility needed. Dorner offers a simple yet versatile pallet attachment system, the widest width possible with one belt, the complete integration with servo motors and drives, and package performance specifications.

### FEATURES

- Higher Load Capacity
- 21 Tooth H (1/2") Pitch Profile
- Positive Drive No Slip Belting
- Compatible with our Standard Drives
- Available with Servo Mounts & Motors
- 100 Indexes Per Minute Rated

### SPECIFICATIONS

- Loads up to 750 lbs
- Belt Speeds up to 517 fpm
- Belts Widths : 3.75" to 18"
- Conveyor Lengths: 2' to 50'
- Conveyor Mechanical Accuracy +/- .01"
- Conveyor Package w/Servo Motor Index Accuracy +/- .02"

3200 Series



### PRECISION POCKETS

- Use Cleats to Create Pockets for Controlled Part Flow
- 3 Cleat Heights Available (1/4", 1/2" or 1")

## PALLET/FIXTURE MOUNTING SYSTEM

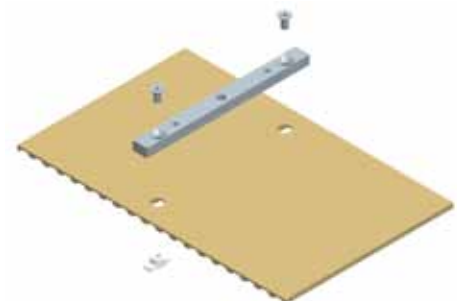


### SPECIFICATIONS

- Minimum spacing = 1" in length
- Accuracy of spacing = +/- 0.005"
- Number of inserts across width:
  - 3.75" to 8" wide = 2 inserts
  - 12" to 18" wide = 4 inserts

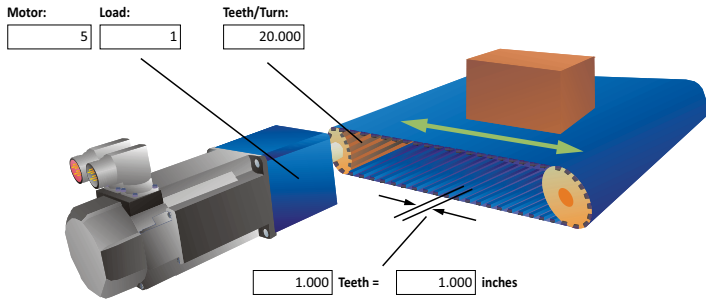
### 3 OPTIONS AVAILABLE

- Mounting holes with M5 Inserts
- Pallet mounting bars
- Direct Pallet Mounting



**Note:** Due to the wide variety of conveyor and stand options along with possible configurations, stability of the final setup is the responsibility of the end user.

## INTEGRATED SERVO MOTOR/CONTROL PACKAGE



Above: Screen Shot from Kollmorgen's AKD WorkBench

### FEATURES

- Fully Integrated
- Servo Quality Gear Boxes
- Intuitive PC Interface
- Pre-configured for Conveyor Applications
- Compatible with Dorner standard input devices
- +/- 0.020" Package Accuracy or Better



## SLAVE DRIVE CONFIGURATIONS




### FEATURES

- Link Multiple Conveyors with 1 Drive
- Adjustable Angle from 0° to 25°
- Variety of Timing Belt Ratios Available
- Pull or Close Gaps between Product
- Change Belt Types on Each Conveyor

### BENEFITS

- Save Money by Using Less Drives
- Flexibility to Create Your Solution
- Utilize Low, High Friction Belts, and/or Multiple Speeds in a Single Configuration




## GEARMOTOR MOUNTING PACKAGES

### 3 GEARMOTOR MOUNTS AVAILABLE

- Standard VFD Mounts and Gearmotors
- Nema 34 Servo Gearhead
- Servo Gearmotor



2200 Gearmotor Mount Package



3200 Gearmotor Mount Package



Slave Drive Kit

**Note:** Due to the wide variety of conveyor and stand options along with possible configurations, stability of the final setup is the responsibility of the end user.

© Dorner Mfg. Corp. 2011. All Rights Reserved. Product #75012486 Rev. A Printed in the U.S.A. 6M-IMS-0312